






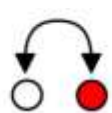

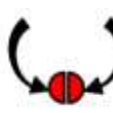
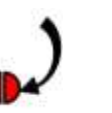




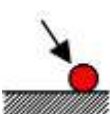









Social Story for the Sensory Supermarket (Reception and the Rise)


 You  will  enter  PEARL  through  a  glass door.

 You  will  come  into  a reception  area  called  the Rise.

 This  space  has  a wall  of windows  which  may  make  the
 space  bright  and  reflective.

 There are  chairs  in  the Rise  where  you can  sit  if you are

 early  for your  time  slot.



There are toilets nearby that you can use if you need to.



In the Rise there is a reception desk. Someone will be



there and can ask questions if you need help.



There will be 1-2 volunteers who can help you.



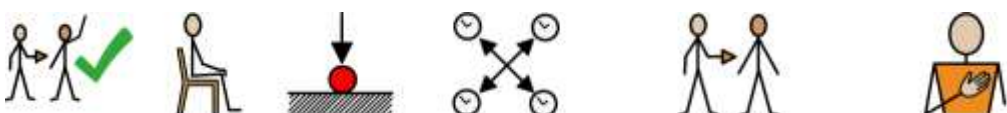
In the Rise there is a set of glass doors.



On the other side of these glass doors is the Bass space. This



is a special quiet space.



You can sit here any time if you are feeling overwhelmed.

If you sit here, someone may come and talk to you to

see if you need help.

There is another quiet space upstairs called the Nest.

You can get to this space using the stairs in the reception

or using the lift next to the toilets.